

2021 INSTRUCTIONAL ANNUAL PROGRAM PLANNING WORKSHEET

CURRENT YEAR: 2021

PROGRAM: NURSING ASSISTANT (NAST)

CLUSTER: HEALTH, AGRICULTURE, WORKFORCE, & KINESIOLOGY

LAST YEAR CPPR COMPLETED: 2018-2019

NEXT SCHEDULED CPPR: 2022-2023

CURRENT DATE: 2/28/2021

The Annual Program Planning Worksheet (APPW) is the process for:

- reviewing, analyzing and assessing programs on an annual basis
- documenting relevant program changes, trends, and plans for the upcoming year
- identifying program needs, if any, that will become part of the program's [resource plan](#)
- highlighting specific program accomplishments and updates since last year's APPW
- tracking progress on a Program Sustainability Plan if established previously

This APPW encompasses the following degrees and/or certificates:

- **Certificate- Nursing Assistant**

GENERAL PROGRAM UPDATE

The NAST (Nursing Assistant) program continues to educate high quality nursing assistants who become hired in our community as nursing assistants, as well as advance their nursing education by becoming licensed vocational or registered nurses. Every year some of the NAST (Nursing Assistant) completers enter our LVN and RN programs. Our most recent part-time hire for this program exemplifies this. She completed both our nursing assistant and vocational nursing programs, went on to obtain her registered nursing and Master's degree in nursing education, and will complete a Doctorate in Nursing Practice (DNP) program in December of this year.

The COVID-19 pandemic has required decreased student placements in clinical, and this will continue until the emergency is over because the long-term care population where nursing assistant students are placed for clinical is exceptionally vulnerable. The Spring 2020 program was delayed midway through, completing in Summer 2020. The Fall 2020 program was cancelled. Spring 2021 was changed to start at Week 9 of the semester instead of Week 1, and has an agency-set capacity of 6 students per facility as well as COVID vaccination requirement. Because of this enrollment was decreased to 20 instead of its typical capacity of 30.

There is a need in our community, state, and country for home health assistants, or nursing assistants who are trained to perform patient care in the home setting. This is a curriculum that should be explored to meet current and future market needs.

PROGRAM SUSTAINABILITY PLAN UPDATE

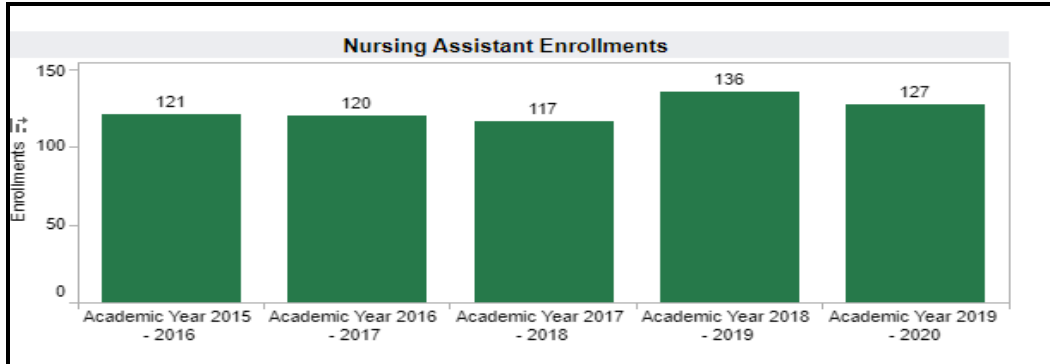
Was a Program Sustainability Plan established in your program’s most recent Comprehensive Program Plan and Review?

Yes If yes, please complete the Program Sustainability Plan Progress Report below.

No If no, you do not need to complete a Progress Report.

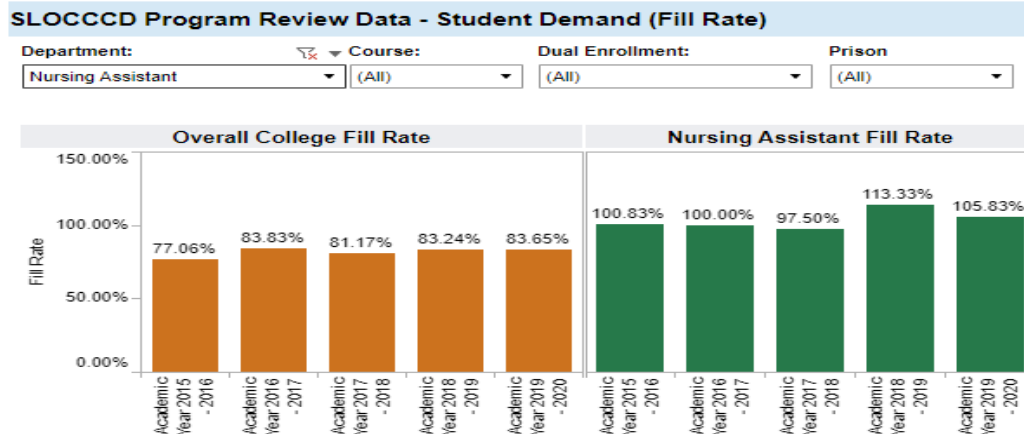
DATA ANALYSIS AND PROGRAM-SPECIFIC MEASUREMENTS

General Enrollment

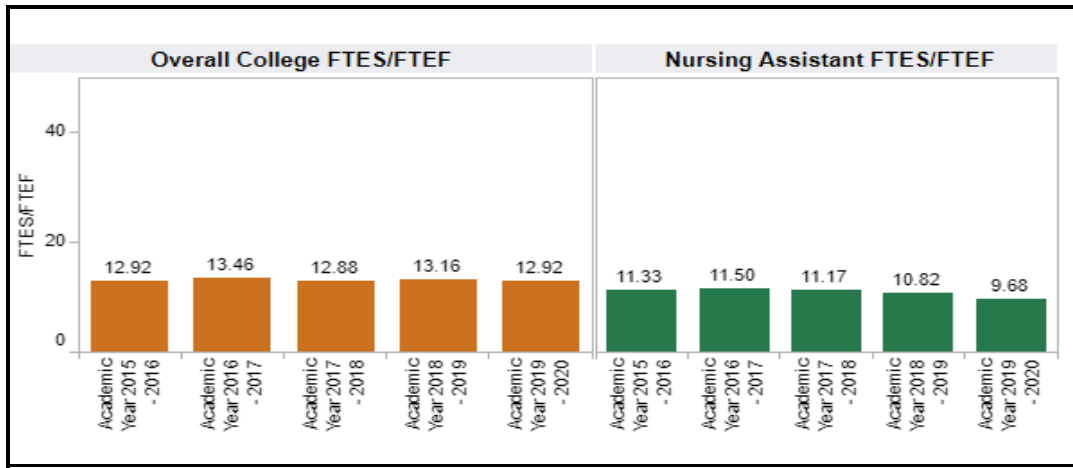


Enrollment remains consistent with 30 students are enrolled each semester, or 60 students each academic year.

General Student Demand (Fill Rate)

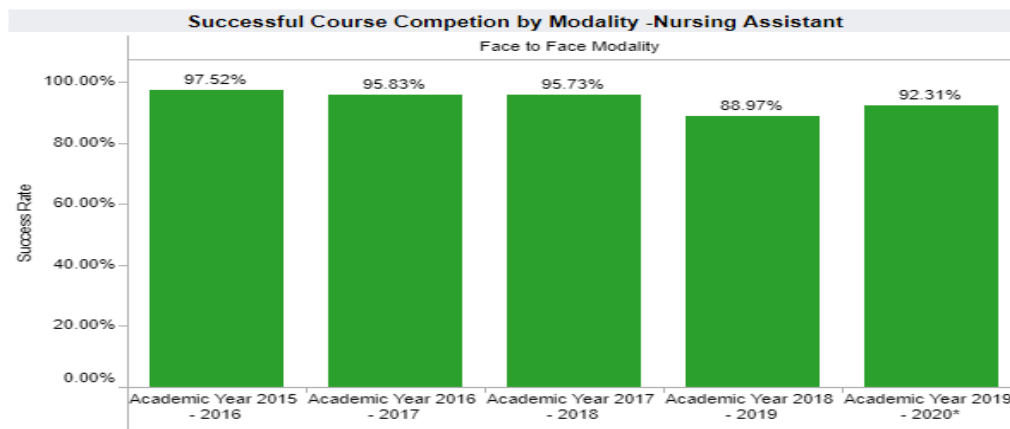


General Efficiency (FTES/FTEF)



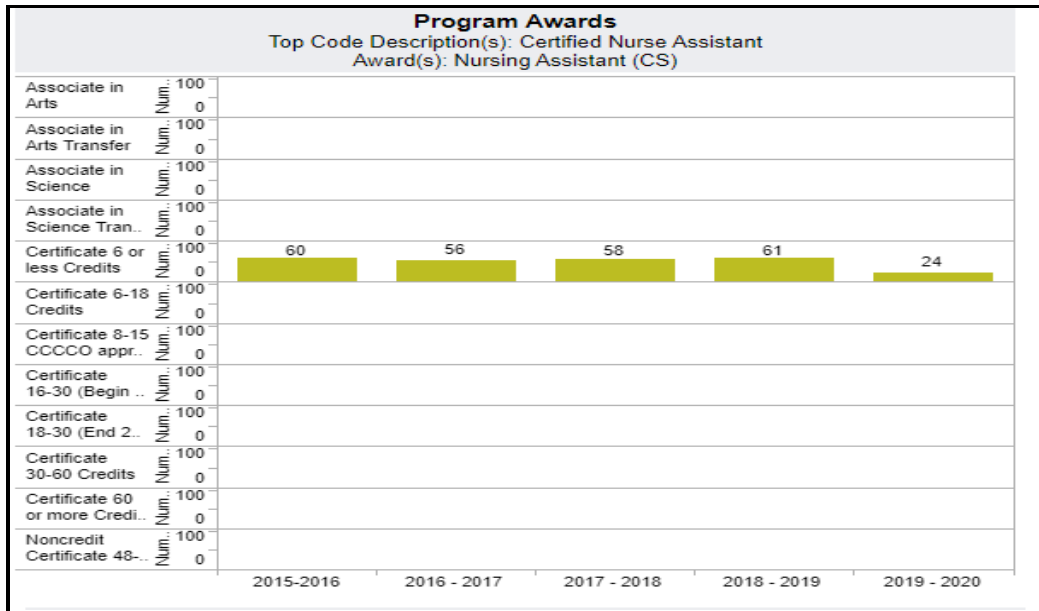
NAST efficiency is slightly below the college target. These rates are the result of student/faculty ratio required for adequate supervision and safe patient care. To increase efficiency, the program continues to contract with a local healthcare agency who donates a part-time clinical faculty member.

[Student Success—Course Completion by Modality](#)



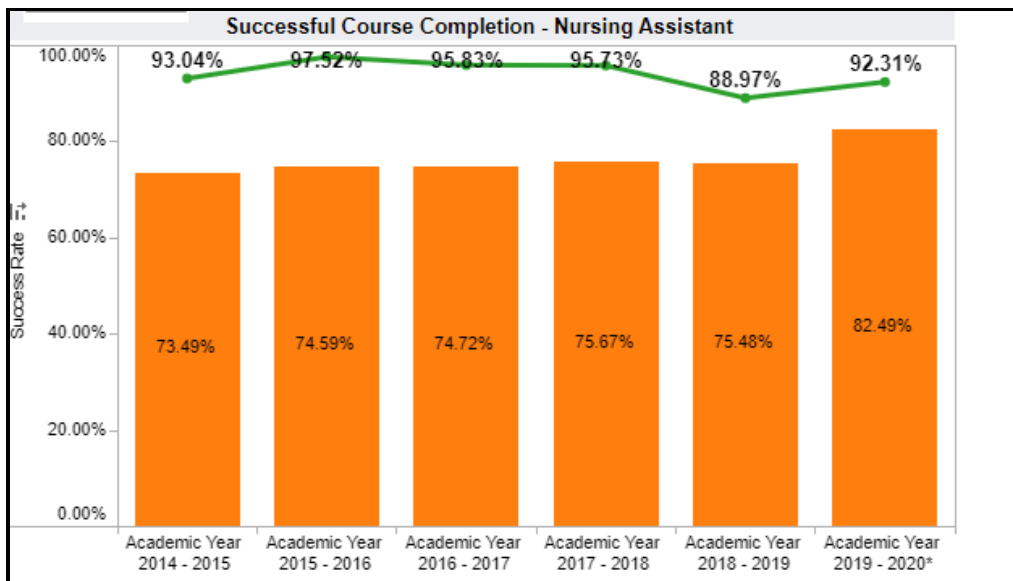
The nursing assistant theory courses are all face-to-face modality, and any distant education options would need to be approved by the California Department of Public Health, in addition to the college processes. As the chart above reveals, student success rates in the face-to-face modality are consistently high.

[Degrees and Certificates Awarded](#)



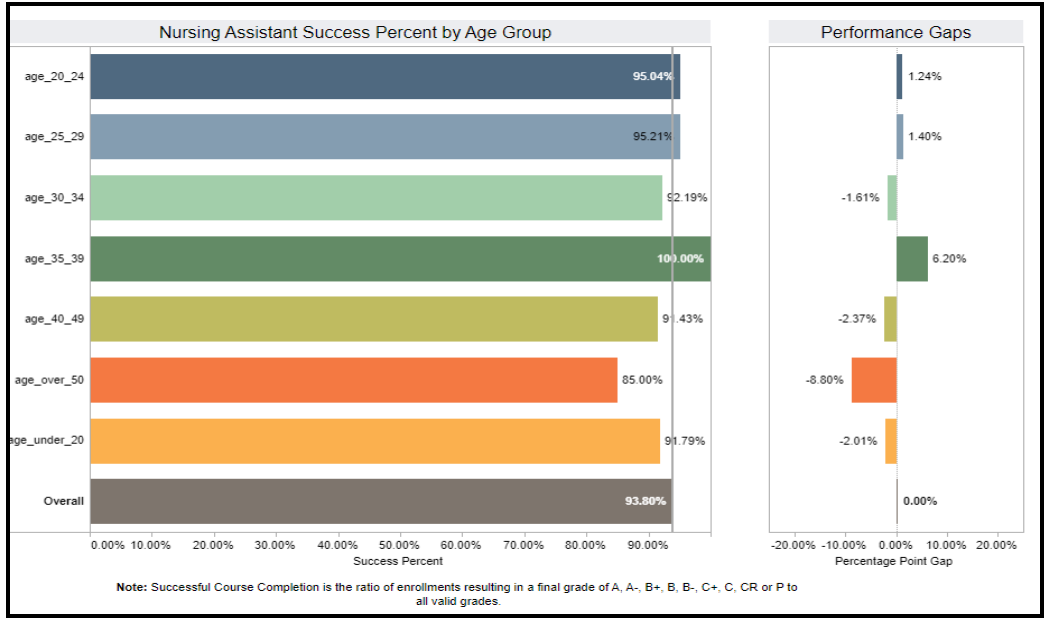
The Certificate of Specialization awards for the program are described in the chart above. Each semester begins with 30 students enrolled, making a total of 60 students eligible for Certificates each academic year. Spring 2020 numbers decreased due to a pandemic-induced program pause.

General Student Success – Course Completion



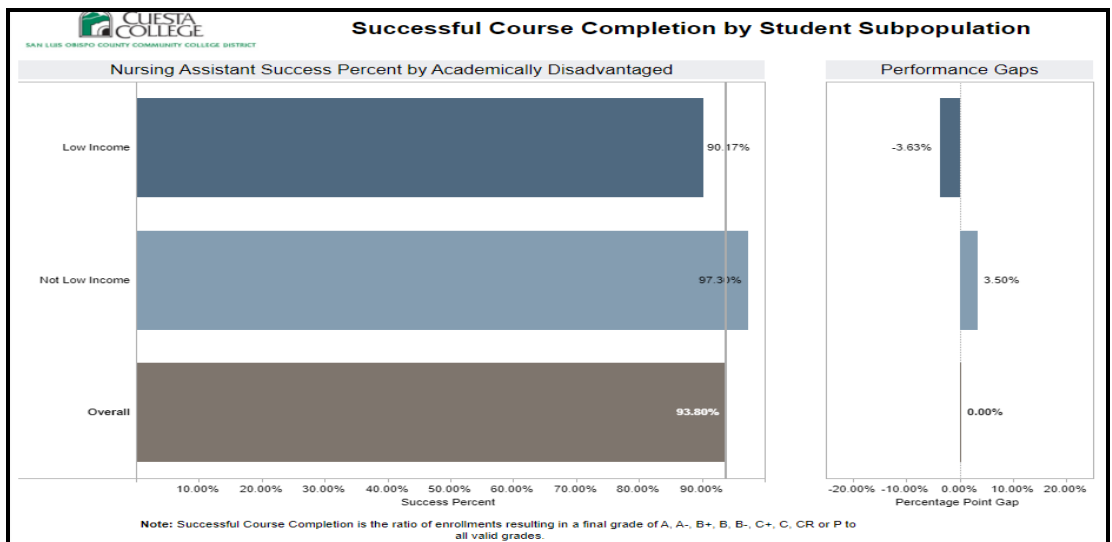
The Nursing Assistant Program consistently produces high student success rates, as noted on the green bar in the above chart. These successful completion rates exceed percentages from other college courses, which are noted in orange in the chart above.

Disaggregated Student Success - Age



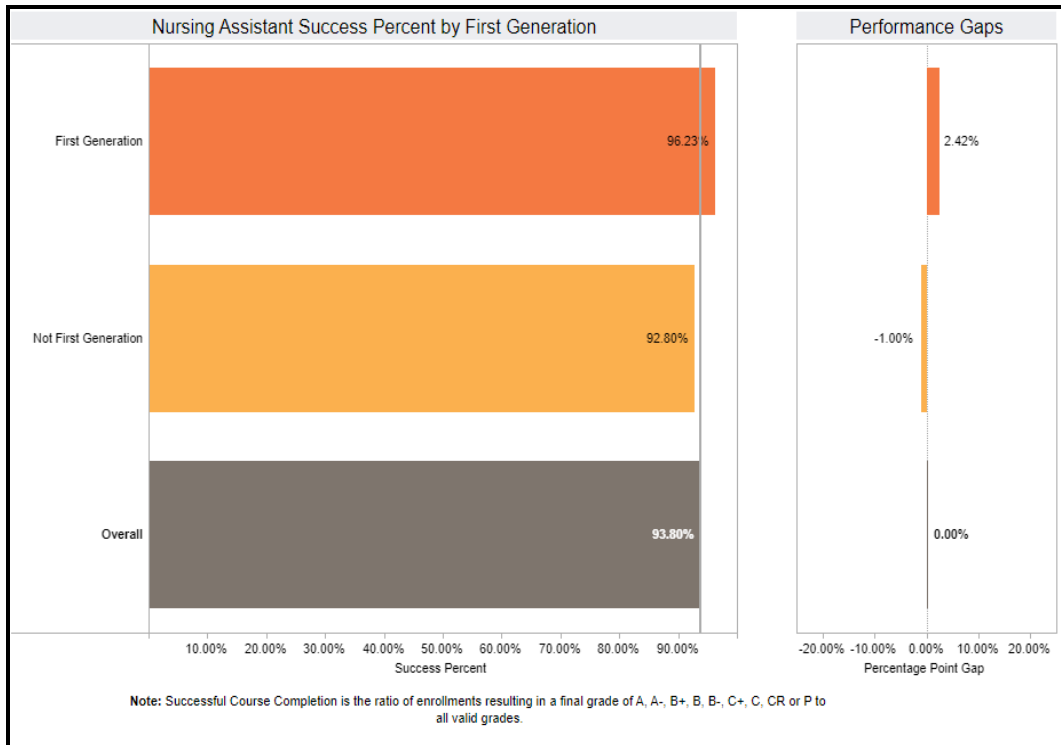
The chart above indicates that all age groups shows a 90% success or higher except for the over 50 age group.

[Disaggregated Student Success - Income](#)



The chart above shows greater than 90% successful course completion for both low- income and not-low income student populations.

[Disaggregated Student Success – 1st Generation](#)



The above chart shows nursing assistant success percent by first generation. The results are very high and impressive at 96.23%.

PROGRAM OUTCOMES ASSESSMENT CHECKLIST AND NARRATIVE

CHECKLIST:

- SLO assessment cycle calendar is up to date.
- All courses scheduled for assessment have been assessed in eLumen.
- Program Sustainability Plan progress report completed (if applicable).

PROGRAM PLANNING / FORECASTING FOR THE NEXT ACADEMIC YEAR

A. New or modified plans for achieving program-learning outcomes

- Professional development for faculty to remain current in educational trends for nursing assistants.
- Update equipment to meet those utilized in skilled nursing facilities and replace worn or broken equipment.

B. Anticipated changes in curriculum, scheduling or delivery modality

- The COVID-19 pandemic has required decreased student placements in clinical, and this will continue until the emergency is over due to the long-term care population where nursing assistant students are placed for clinical being exceptionally vulnerable. The Spring 2020 program was delayed midway through, completing in Summer 2020. The Fall 2020 program was cancelled. Spring 2021 was changed to start at Week 9 of the semester instead of Week 1, and has an agency-set capacity of 6 students per facility as well as COVID vaccination requirement.
- There is a need in our community, state, and country for home health assistants, or nursing assistants who are trained to perform patient care in the home setting. This is a curriculum that should be explored to meet current and future market needs.

C. Levels, delivery or types of services

Continue to collaborate with the following departments to best serve the nursing assistant students:

- Career Connections
- Student Services
- DSPS
- Counseling
- Research
- Foundation
- Public Safety
- Community Resources- guest speakers from Ombudsman Services, Alzheimer's Association, and Hospice.

D. Facilities changes

None

E. Staffing projections

- The full-time NAST (Nursing Assistant) faculty member retired in August 2020, with a part-time lead faculty member hired to replace. Part-time faculty for clinical assignments and on-campus skill acquisition will need continued support.
- The program would benefit and thrive with a combined LVN / CNA program director that was assigned to the NCC as their main campus. There are areas of allied health nursing that could be explored and expanded to meet our community healthcare needs, such as home health aide. In addition, there are healthcare professional

elective courses that could be developed such as medication math for the healthcare professional, exploration of healthcare careers, and patient advocacy courses.

F. Other
NONE

PROGRAM SUSTAINABILITY PLAN PROGRESS REPORT - NOT APPLICABLE