

## 2022 INSTRUCTIONAL ANNUAL PROGRAM PLANNING WORKSHEET

CURRENT YEAR: 2022

PROGRAM: FILM, TELEVISION, AND ELECTRONIC MEDIA

CLUSTER: HEALTH, WORKFORCE, AND KINESIOLOGY

LAST YEAR CPPR COMPLETED: 2021

NEXT SCHEDULED CPPR: 2025 CURRENT DATE: 3/2/2022

The Annual Program Planning Worksheet (APPW) is the process for:

- reviewing, analyzing and assessing programs on an annual basis
- documenting relevant program changes, trends, and plans for the upcoming year
- identifying program needs, if any, that will become part of the program's [resource plan](#)
- highlighting specific program accomplishments and updates since last year's APPW
- tracking progress on a Program Sustainability Plan if established previously

**Note:** Degrees and/or certificates for the *same* program *may be consolidated* into one APPW.

This APPW encompasses the following degrees and/or certificates:

FTVE associates of arts degree. FTVE associates of sciences for transfer

### GENERAL PROGRAM UPDATE

Describe significant changes, if any, to program mission, purpose or direction. *If there are not any, indicate: NONE.*

None

### PROGRAM SUSTAINABILITY PLAN UPDATE

Was a Program Sustainability Plan established in your program's most recent Comprehensive Program Plan and Review?

Yes  If yes, please complete the Program Sustainability Plan Progress Report below.

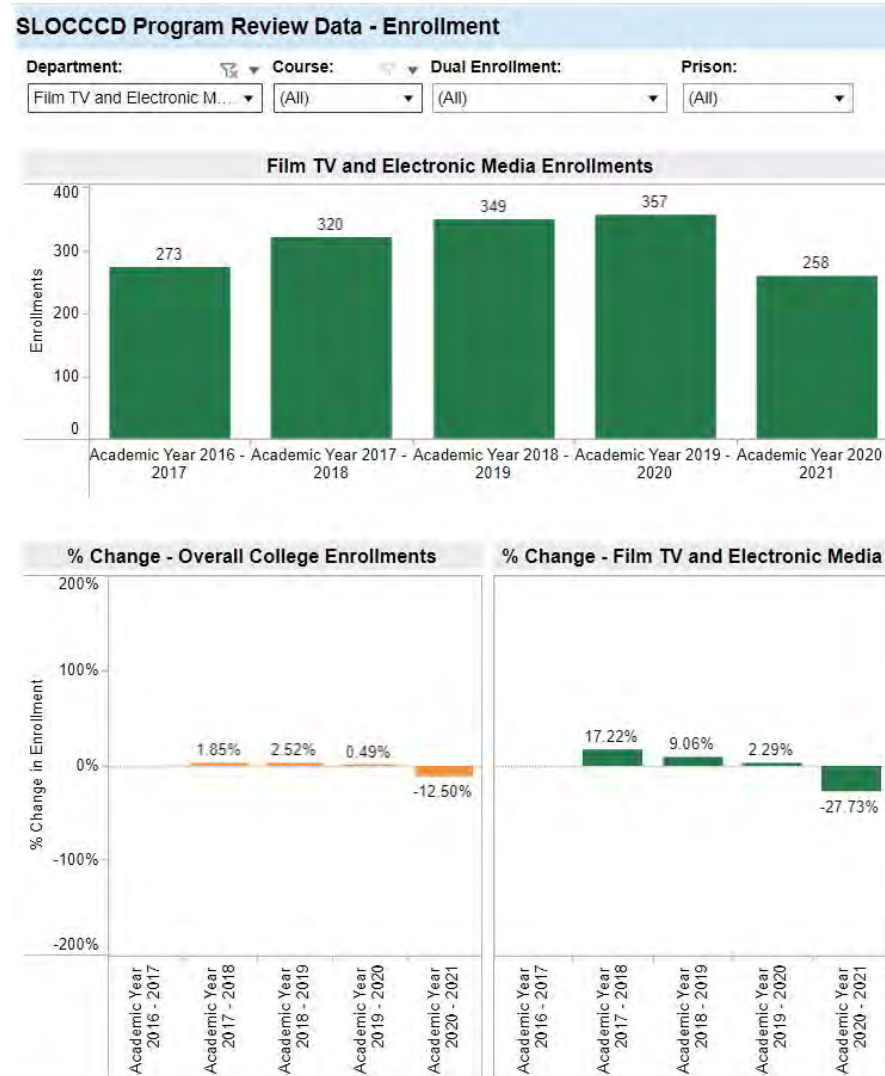
No  If no, you do not need to complete a Progress Report.

If you selected yes, please complete the Program Sustainability Plan Progress Report below after you complete the Data Analysis section. That data collection and analysis will help you to update, if necessary, your Program Sustainability Plan.

## DATA ANALYSIS AND PROGRAM-SPECIFIC MEASUREMENTS

Your responses to the prompts for the data elements below should be for the entire program. If this APPW is for multiple degrees and/or certificates, then you MAY want to comment on each degree and/or certificate or discuss them holistically for the entire program being sure to highlight relevant trends for particular degrees and/or certificates if necessary. Responses in this document need only reference the most recent year's available data.

### [General Enrollment \(Insert Aggregated Data Chart\)](#)



Insert the data chart and explain observed differences between the program and the college.

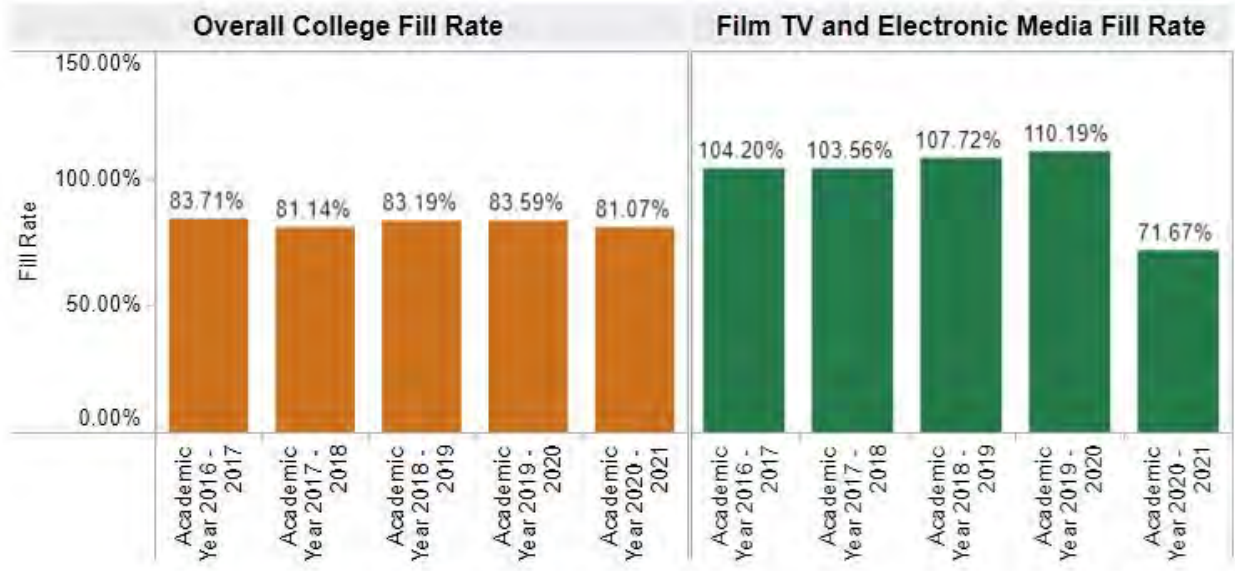
FTVE was outpacing the college in enrollment, and that crashed in Fall 2020 when the department was forced to teach online because of the pandemic. Most FTVE courses do not translate well to an online modality. Also, several students informed me that they put off taking FTVE courses

during the pandemic because of the hands-on nature of the curriculum. However, fall 2021 recorded the highest enrollment in the history of the department. Unfortunately fall 2021 is not reflected in the most current data.

[General Student Demand \(Fill Rate\) \(Insert Aggregated Data Chart\)](#)

**SLOCCCD Program Review Data - Student Demand (Fill Rate)**

Department:  Course:  Dual Enrollment:  Prison:



Fill Rate: The ratio of enrollments to class limits. Cross listed class limits are adjusted appropriately. Also, courses with zero class limits are excluded from this measure.

Insert the data chart and explain observed differences between the program and the college.

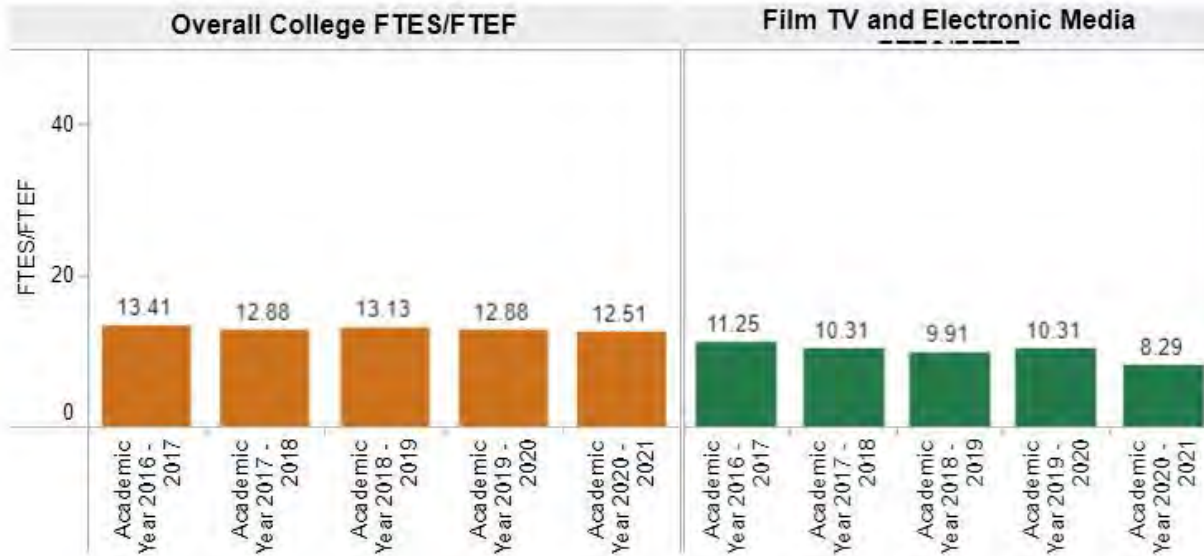
FTVE fill rates were outpacing the college by over 20% until the global pandemic. Fill rates are expected to grow back to their previous rates after the pandemic. Fall 2021 saw record high enrollments for FTVE.

[General Efficiency \(FTES/FTEF\) \(Insert Aggregated Data Chart\)](#)

Insert the data chart and explain observed differences between the program and the college.

## SLOCCCD Program Review Data - Efficiency (FTES/FTEF)

Department: 
 Course: 
 Dual Enrollment: 
 Prison:



FTES/FTEF: The ratio of total FTES to Full-Time Equivalent Faculty  
 (SXD4 Total-Hours/17.5)/XE03 FACULTY-ASSIGNMENT-FTE)

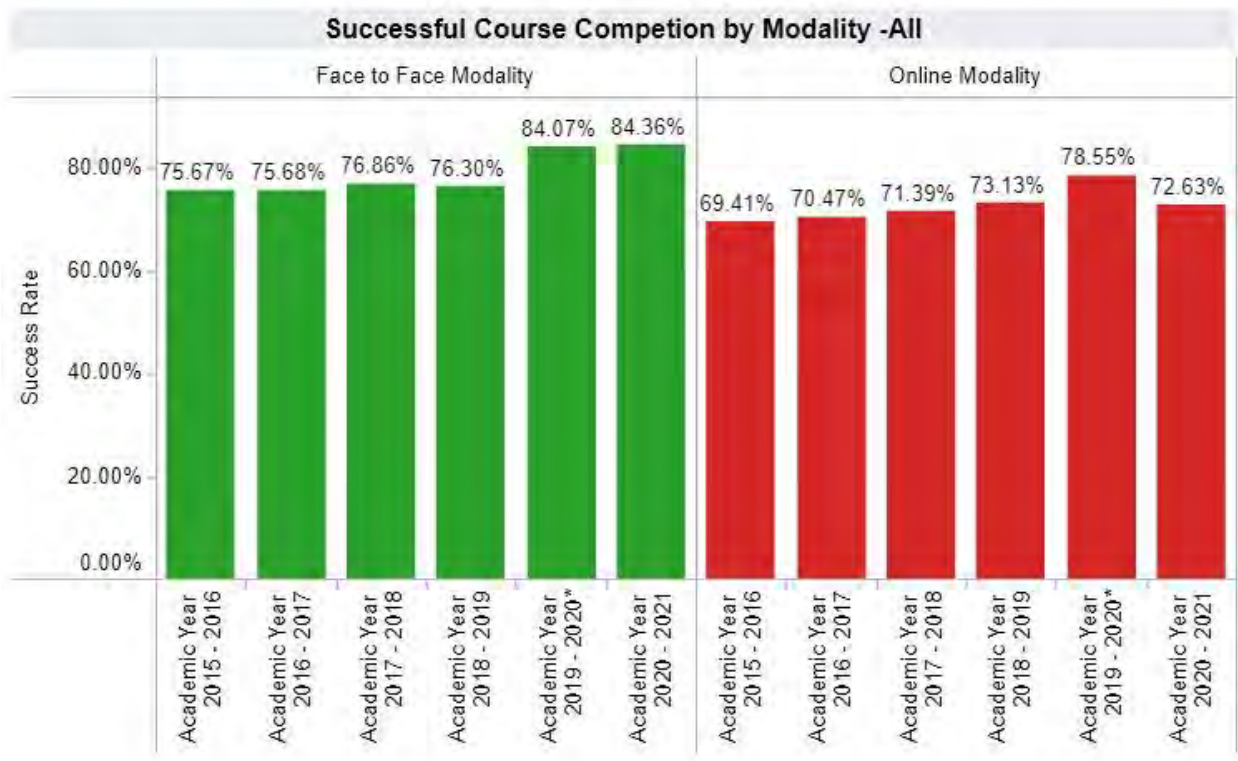
Efficiency could be raised by increasing the caps in all courses. The 6101 classroom can now accommodate 30 students. Migrating the “Aesthetics of Cinema” GE course from English, (who doesn’t need the efficiency numbers) to FTVE. The lead instructor’s load could be reduced from overload to 75%. The disadvantage of this is that there would not be a full-time instructor to fulfill all of the CTE requirements.

### [Student Success—Course Completion by Modality \(Insert Data Chart\)](#)

Insert the data chart and explain observed differences between the program and the college.

## SLOCCCD Program Review Data: Successful Course Completion

**Select Department:** (All)
**Course:** (All)
**Legend:**  
■ Face to Face Modality  
■ Online Modality



### Successful Course Completion by Modality Table - All

		Academic Year 2015 - 2016	Academic Year 2016 - 2017	Academic Year 2017 - 2018	Academic Year 2018 - 2019	Academic Year 2019 - 2020*	Academic Year 2020 - 2021
Face to Face Modality	Department Success Rate	75.67%	75.68%	76.86%	76.30%	84.07%	84.36%
	Total Department Enrollm..	52,399	53,121	53,586	52,830	51,888	11,702
Online Modality	Department Success Rate	69.41%	70.47%	71.39%	73.13%	78.55%	72.63%
	Total Department Enrollm..	9,950	10,438	12,311	14,888	16,965	48,503

## SLOCCCD Program Review Data: Successful Course Completion

Select Department:

Film TV and Electronic Media

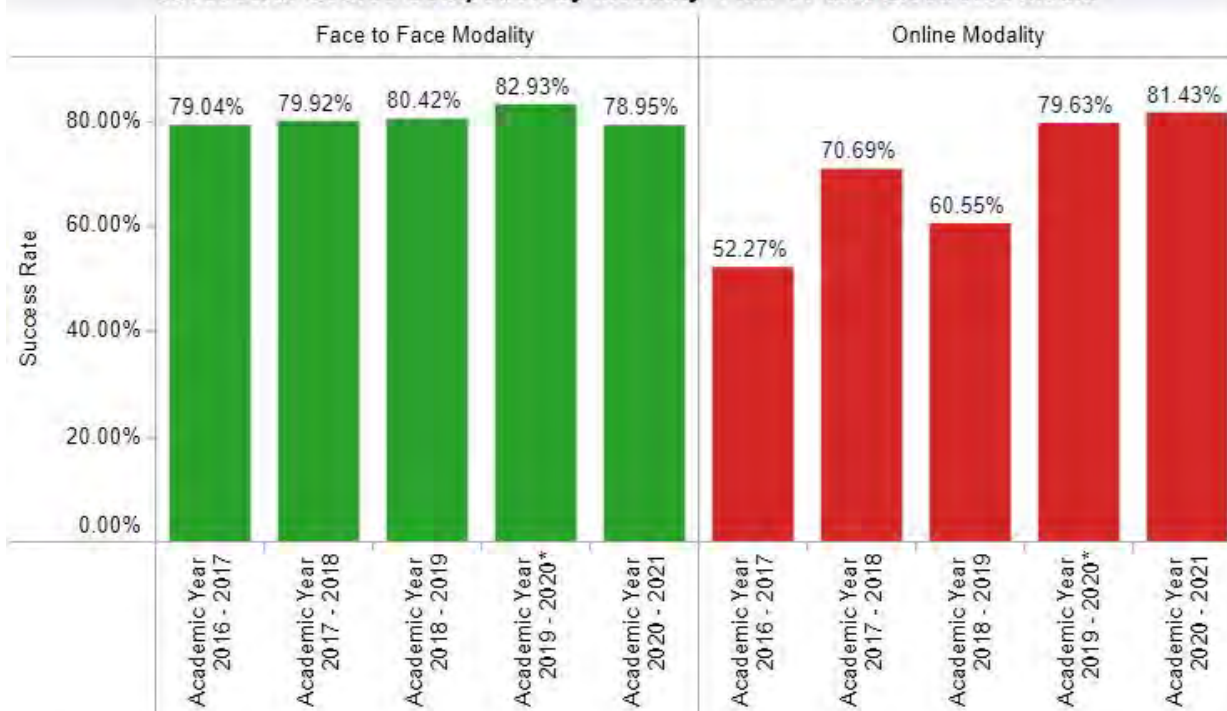
Course:

(All)

Legend:

■ Face to Face Modality  
■ Online Modality

### Successful Course Completion by Modality -Film TV and Electronic Media



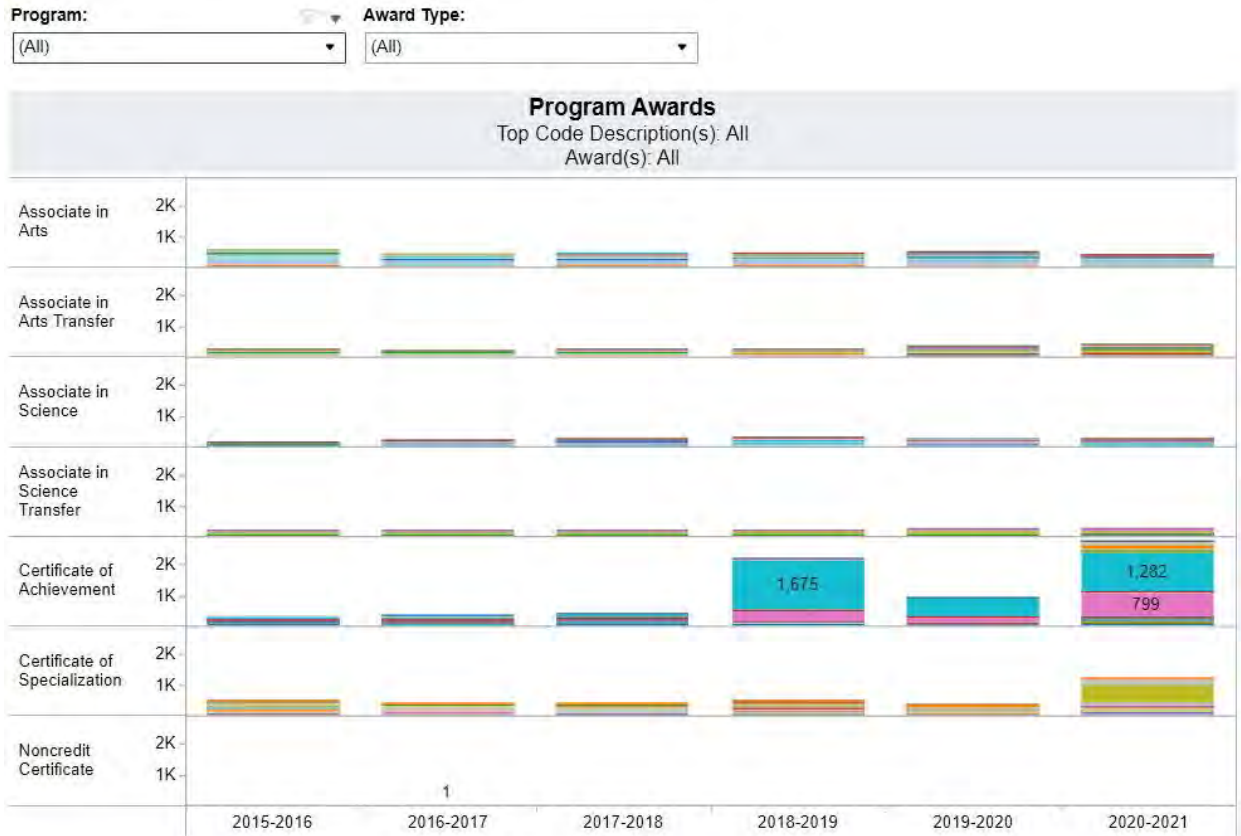
### Successful Course Completion by Modality Table - Film TV and Electronic Media

		Academic Year 2016 - 2017	Academic Year 2017 - 2018	Academic Year 2018 - 2019	Academic Year 2019 - 2020*	Academic Year 2020 - 2021
Face to Face Modality	Department Success Rate	79.04%	79.92%	80.42%	82.93%	78.95%
	Total Department Enrollments	229.0	264.0	240.0	241.0	19.0
Online Modality	Department Success Rate	52.27%	70.69%	60.55%	79.63%	81.43%
	Total Department Enrollments	44.0	58.0	109.0	116.0	239.0

I don't understand how there is data for face-to-face modality from fall 2020 through spring 2021 since the college did not conduct face-to-face classes during those semesters because of the pandemic. I believe the lower than college average success ratings for FTVE's online modalities is a result of FTVE 221 being taught as a nine-week course. I believe that students underestimate the work involved when an reading-heavy, 18 week course is taught in nine weeks.

[Degrees and Certificates Awarded \(Insert Data Chart\)](#)

Insert the data chart and explain observed differences between the program and the college.



**Program Awards Table**

Award Type	Award	2015-2016	2016-2017	2017-2018	2018-2019	2019-2020	2020-2021
Associate in Arts	Addiction Treatmnt Stdies (AA)				5	8	2
	Art History & Prof Pract (AA)	1	1		2		
	Art Studio (AA)	6	9	6	8	9	5
	Broadcast Communications (A..)	9	7	6	1		
	Bus Admin - Career Path (AA)	27	13	5	9	2	2

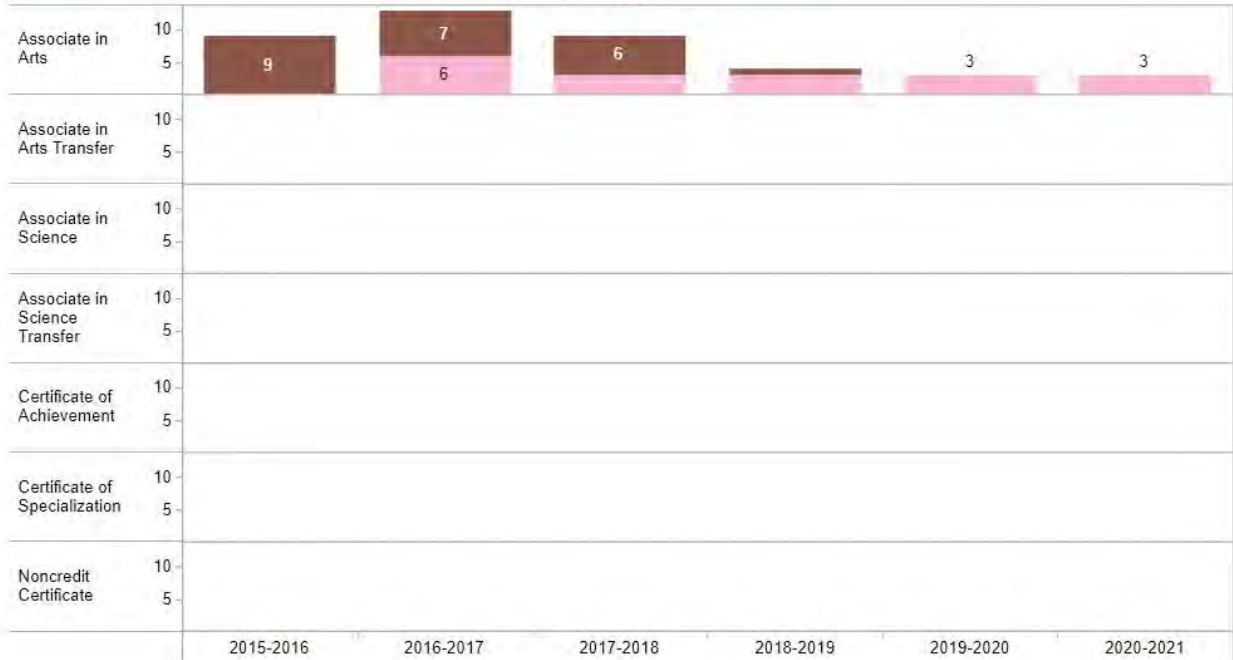
Program Awards: The number of degrees and certificates awarded by program type

## SLOCCCD Program Review Data: Degrees and Certificates Awarded

**Program:** Radio and Television
**Award Type:** (All)

### Program Awards

Top Code Description(s): Radio and Television  
Award(s): All



### Program Awards Table

Award Type	Award	2015-2016	2016-2017	2017-2018	2018-2019	2019-2020	2020-2021
Associate in Arts	Broadcast Communications (A...	9	7	6	1		
	Film, TV and Elect Media (AA)		6	3	3	3	3
	<b>Total</b>	9	13	9	4	3	3
<b>Grand Total</b>		9	13	9	4	3	3

The number of completers fell from a high of 13 in the 2016-2017 academic year to the current number of three completers. This coincides with the implementation of Transfer Model Curriculum in 2016. Students prefer to transfer than complete.

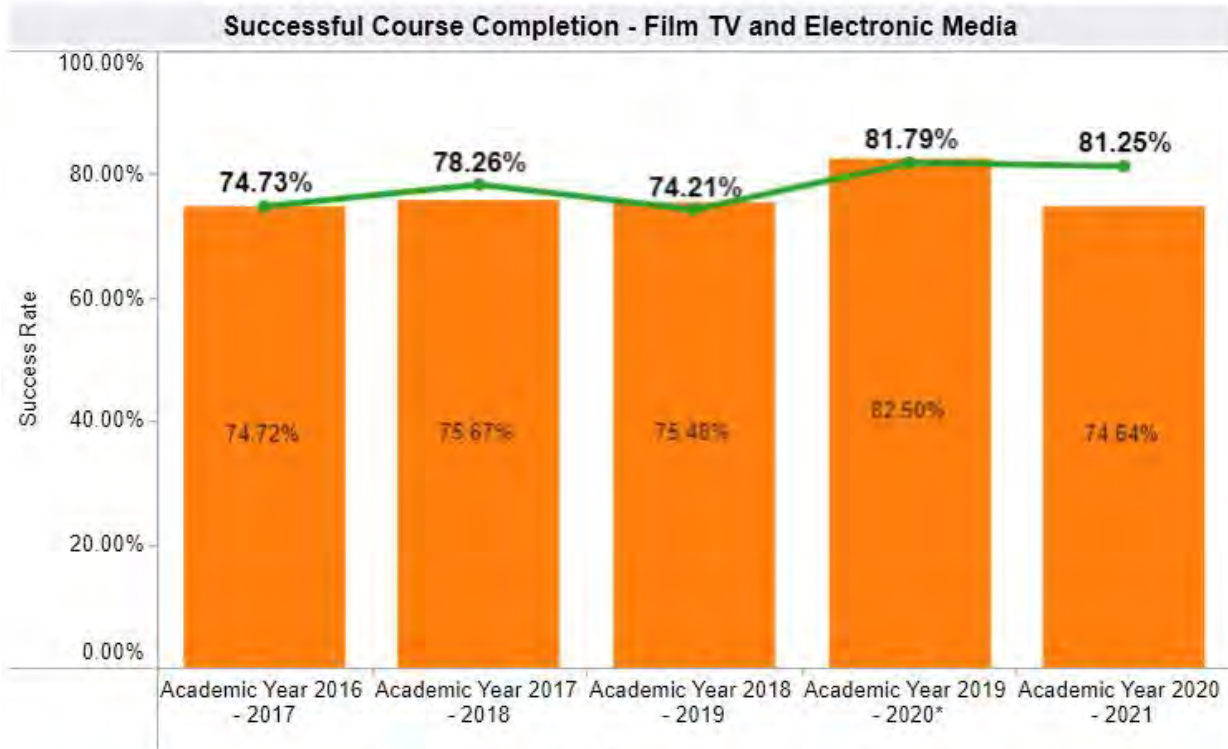
[General Student Success – Course Completion \(Insert Aggregated Data Chart\)](#)



## SLOCCCD Program Review Data: Successful Course Completion

Select Department:  TERM:  Measure Names:  Department Success Rate,  Overall College Success ...

COURSE:

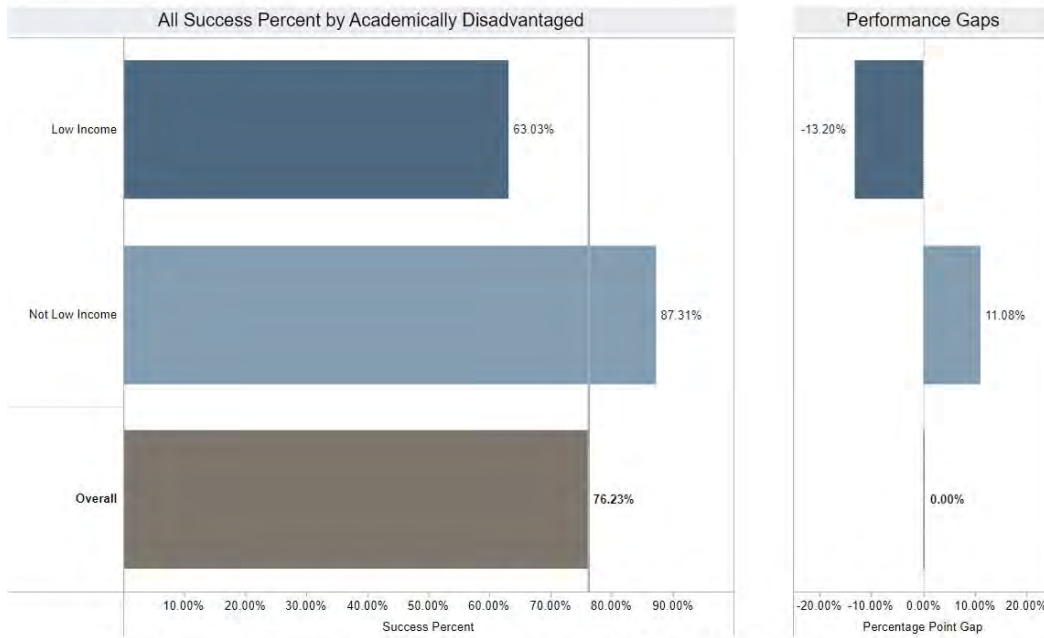


	Academic Year 2016 - 2017	Academic Year 2017 - 2018	Academic Year 2018 - 2019	Academic Year 2019 - 2020*	Academic Year 2020 - 2021
Department Success..	74.73%	78.26%	74.21%	81.79%	81.25%
Total Enrollments	273	322	349	357	258

The aggregated data from 2016 to the most recent data show that FTVE program to be consistently higher in course completion than the college as a whole, except for one year where it was 0.2% lower than the college.

Review the [Disaggregated Student Success](#) charts; include any charts that you will reference. Describe any departmental or pedagogical outcomes that have occurred as a result of programmatic discussion regarding the data presented.

### Successful Course Completion by Student Subpopulation



**Note:** Successful Course Completion is the ratio of enrollments resulting in a final grade of A, A-, B+, B, B-, C+, C, CR or P to all valid grades.

Academic Year: (All)

Department: (All)

Region: (All)

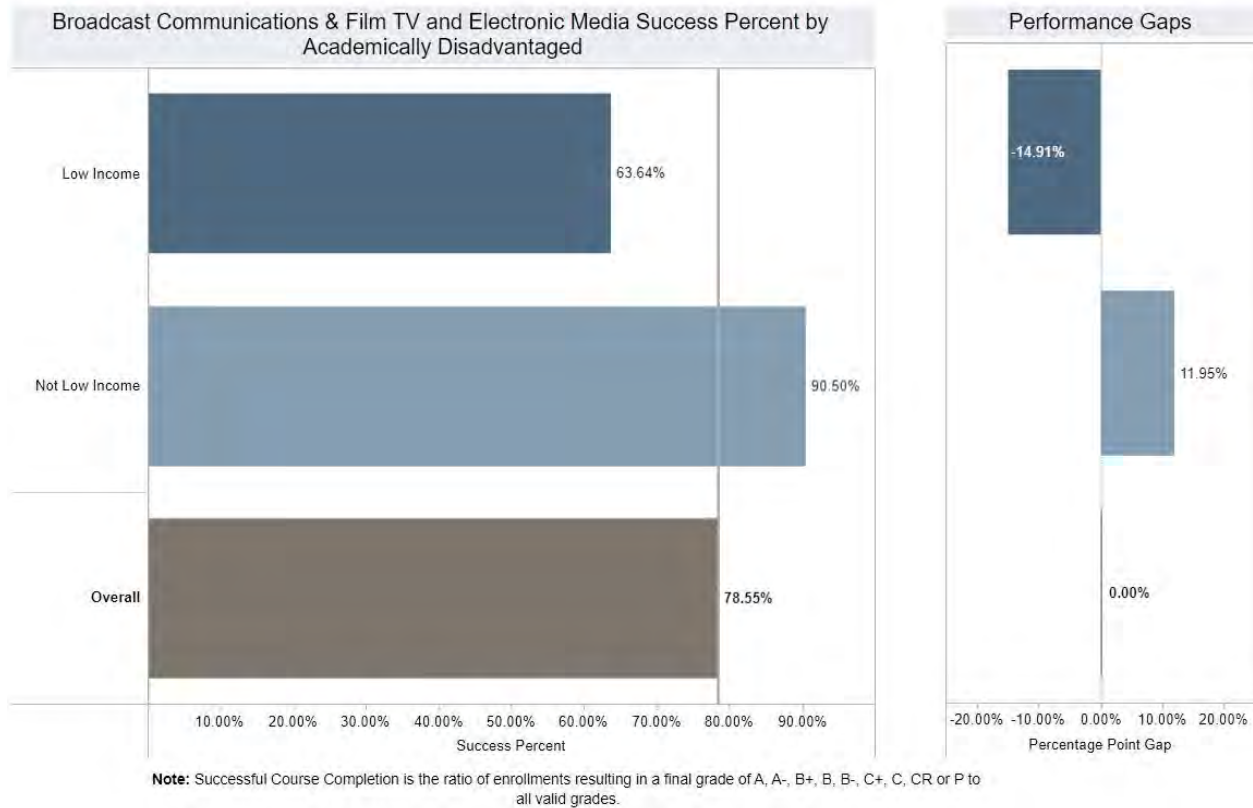
Enroll Status: (All)

Dual Enrollment: (All)

Prison: (All)

Disaggregate By: Academically Disadv...

## Successful Course Completion by Student Subpopulation



Disaggregated data shows FTVE to be higher to slightly higher than the college average for course completions for low income, not low income students.

### OTHER RELEVANT PROGRAM DATA (OPTIONAL)

Provide and comment on any other data that is relevant to your program such as state or national certification/licensure exam results, employment data, etc. If necessary, describe origin and/or data collection methods used.

## PROGRAM OUTCOMES ASSESSMENT CHECKLIST AND NARRATIVE

### CHECKLIST:

- SLO assessment cycle calendar is up to date.
- All courses scheduled for assessment have been assessed in eLumen.
- Program Sustainability Plan progress report completed (if applicable).

**NARRATIVE:**

Briefly describe program changes, if any, which have been implemented in the previous year as a direct result of the Program or Student Services Learning Outcomes Assessment. *If no program changes have been made as results of Program or Student Services Learning Outcomes Assessment, indicate: NONE.*

**PROGRAM PLANNING / FORECASTING FOR THE NEXT ACADEMIC YEAR**

Briefly describe any program plans for the upcoming academic year. These may include but are not limited to the following: *(Note: you do not need to respond to each of the items below). If there are no forecasted plans for the program, for the upcoming year, indicate: NONE.*

- A. New or modified plans for achieving program-learning outcomes
- B. Anticipated changes in curriculum, scheduling or delivery modality
- C. Levels, delivery or types of services
- D. Facilities changes
- E. Staffing projections
- F. Other

## PROGRAM SUSTAINABILITY PLAN PROGRESS REPORT

This section only needs to be completed if a program has an existing Program Sustainability Plan. Indicate whether objectives established in your Program Sustainability Plan have been addressed or not, and if improvement targets have been met.

Area of Decline or Challenge	Identified Objective (Paste from PSP)	Planning Steps (Check all that apply)	Has the Improvement Target Been Met?
Enrollment		<input type="checkbox"/> Identified <input type="checkbox"/> Resources Allocated <input type="checkbox"/> Implemented	Select one
Student Demand (Fill Rate)		<input type="checkbox"/> Identified <input type="checkbox"/> Resources Allocated <input type="checkbox"/> Implemented	Select one
Efficiency (FTES/FTEF)		<input type="checkbox"/> Identified <input type="checkbox"/> Resources Allocated <input type="checkbox"/> Implemented	Select one
Student Success – Course Completion		<input type="checkbox"/> Identified <input type="checkbox"/> Resources Allocated <input type="checkbox"/> Implemented	Select one
Student Success – Course Modality		<input type="checkbox"/> Identified <input type="checkbox"/> Resources Allocated <input type="checkbox"/> Implemented	Select one
Degrees and Certificates Awarded		<input type="checkbox"/> Identified <input type="checkbox"/> Resources Allocated <input type="checkbox"/> Implemented	Select one

If Program Sustainability Plan is still necessary, provide a brief description of how you plan to continue your PSP and update your PSP to remove any objectives that have been addressed and include any new objectives that are needed.